

# Ausdrehen

Mit stirnseitigem Freiwinkel von 20°. Geeignet ab Bohrungsdurchmesser 3,2 mm.

# Boring

With 20° front side clearance angle. For use in bores as of minimum bore diameter 3,2 mm.

Schnittwerte (Start) // Cutting parameters (start)

|           |                  |
|-----------|------------------|
| f         | Vc               |
| 0,02 mm/U | (Seite/Page 442) |

Passende Klemmhalter auf Seite // Suitable toolholders on page

- 40, 41, 42, 43, 45, 46, 47, 48, 49,
- 50, 51, 54, 55, 56, 57, 58, 59, 60,
- 64, 65, 66, 67, 68, 69, 70, 71, 73,
- 74, 75, 76, 77, 78, 79, 80, 81



Legende  
Legend 155

Scan QR-Code Oder besuchen Sie // Or Visit  
www.simtek.info/cp/1056

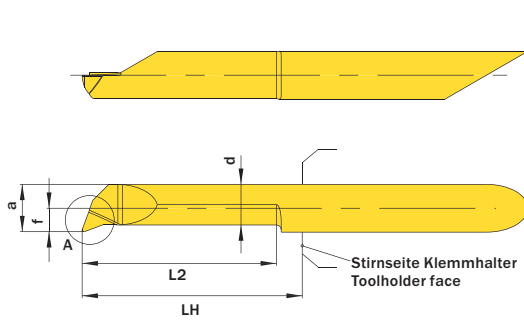


Abbildung zeigt / Drawing shows: A05.2025.20.52.20 Y R

Version LH = 13,0 mm  
0.5118"

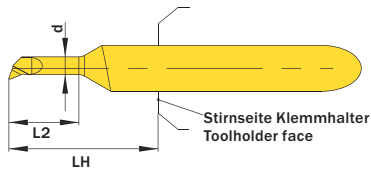
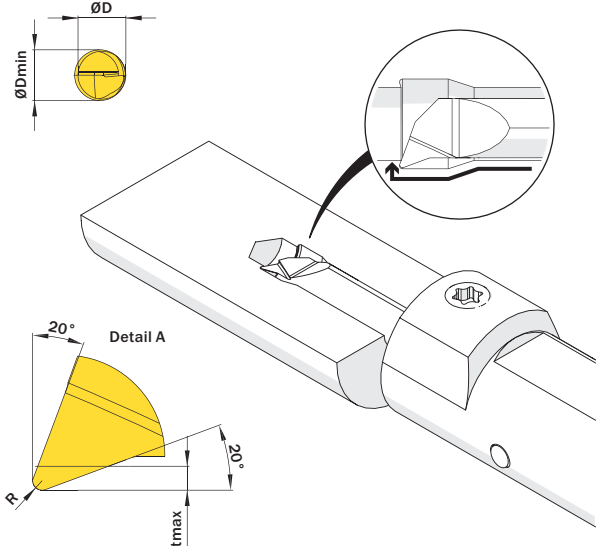


Abbildung zeigt / Drawing shows: A04.2010.06.22.10 Y R



Mehr Informationen zur Kühlmittelzufuhr finden Sie auf Seite 36  
Additional information about through coolant supply on page 36

| ØD | L2 | ØDmin (Min. Bohrung)<br>ØDmin (min. bore) | R  | Kühlmittelzufuhr<br>Through coolant supply | Artikelnummer<br>Part number | Webcode<br>www.simtek.com/webcode | Empfohlene<br>Schneidstoffe<br>Recommended<br>cutting grades | a  | d  | f  | LH | tmax | Connectcode<br>www.simtek.com/code |
|----|----|---|----|--|------------------------------|-----------------------------------|--|----|----|----|----|------|------------------------------------|
| mm | mm | mm  | mm |  |                              |                                   | PKMNSHO  | mm | mm | mm | mm | mm   |                                    |

Fortgesetzte Tabelle  
Continued Table

Verwandte Werkzeuge finden Sie auch auf der vorhergehenden Seite!  
Related items can be found on the previous page as well!

| ▼ ØDmin (Min. Bohrung) // ØDmin (min. bore) = 3,2 mm |      |     |      |   |                        |   |      |   |      |      |              |      |      |      |      |      |      |      |     |   |         |   |         |
|--|------|-----|------|---|------------------------|---|------|---|------|------|--------------|------|------|------|------|------|------|------|-----|---|---------|---|---------|
| 4,0  | 10,2 | 3,2 | 0,15 | - | A04.2015.10.32.15 YR/L | R | AGPV | L | ANEV | X800 | X400<br>X600 | GX79 | X500 | X400 | 2,95 | 2,55 | 1,45 | 13,0 | 0,2 | R | A04.R   | L | A04.L   |
| 4,0  | 10,2 | 3,2 | 0,15 | + | A04.2C15.10.32.15 YR/L | R | AXBP | L | AXBX | X800 | X400<br>X600 | GX79 | X500 | X400 | 2,95 | 2,55 | 1,95 | 13,0 | 0,2 | R | A04.C.R | L | A04.C.L |
| 4,0  | 15,2 | 3,2 | 0,15 | - | A04.2015.15.32.15 YR/L | R | ADP3 | L | ACQ5 | X800 | X400<br>X600 | GX79 | X500 | X400 | 2,95 | 2,55 | 1,45 | 18,0 | 0,2 | R | A04.R   | L | A04.L   |
| 4,0  | 15,2 | 3,2 | 0,15 | + | A04.2C15.15.32.15 YR/L | R | AXBQ | L | AXBY | X800 | X400<br>X600 | GX79 | X500 | X400 | 2,95 | 2,55 | 1,95 | 18,0 | 0,2 | R | A04.C.R | L | A04.C.L |
| 4,0  | 20,3 | 3,2 | 0,15 | - | A04.2015.20.32.15 YR/L | R | ADQT | L | AMTZ | X800 | X400<br>X600 | GX79 | X500 | X400 | 2,95 | 2,55 | 1,45 | 23,0 | 0,2 | R | A04.R   | L | A04.L   |
| 4,0  | 20,3 | 3,2 | 0,15 | + | A04.2C15.20.32.15 YR/L | R | AXB5 | L | AXBZ | X800 | X400<br>X600 | GX79 | X500 | X400 | 2,95 | 2,55 | 1,95 | 23,0 | 0,2 | R | A04.C.R | L | A04.C.L |
| ▼ ØDmin (Min. Bohrung) // ØDmin (min. bore) = 4,2 mm |      |     |      |   |                        |   |      |   |      |      |              |      |      |      |      |      |      |      |     |   |         |   |         |
| 4,0  | 10,2 | 4,2 | 0,15 | + | A04.2020.10.42.15 YR/L | R | ANM5 | L | APP6 | X800 | X400<br>X600 | GX79 | X500 | X400 | 3,95 | 3,45 | 1,95 | 13,0 | 0,3 | R | A04.C.R | L | A04.C.L |
| 4,0  | 15,2 | 4,2 | 0,15 | + | A04.2020.15.42.15 YR/L | R | AGMX | L | AM49 | X800 | X400<br>X600 | GX79 | X500 | X400 | 3,95 | 3,45 | 1,95 | 18,0 | 0,3 | R | A04.C.R | L | A04.C.L |
| 4,0  | 20,3 | 4,2 | 0,15 | + | A04.2020.20.42.15 YR/L | R | ABF1 | L | AM26 | X800 | X400<br>X600 | GX79 | X500 | X400 | 3,95 | 3,45 | 1,95 | 23,0 | 0,3 | R | A04.C.R | L | A04.C.L |
| 4,0  | 25,4 | 4,2 | 0,15 | + | A04.2020.25.42.15 YR/L | R | AB94 | L | APN2 | X800 | X400<br>X600 | GX79 | X500 | X400 | 3,95 | 3,45 | 1,95 | 28,0 | 0,3 | R | A04.C.R | L | A04.C.L |
| ▼ ØDmin (Min. Bohrung) // ØDmin (min. bore) = 5,2 mm |      |     |      |   |                        |   |      |   |      |      |              |      |      |      |      |      |      |      |     |   |         |   |         |
| 5,0  | 10,2 | 5,2 | 0,2  | + | A05.2025.10.52.20 YR/L | R | APT6 | L | AK53 | X800 | X400<br>X600 | GX79 | X500 | X400 | 4,95 | 4,2  | 2,45 | 13,0 | 0,5 | R | A05.R   | L | A05.L   |
| 5,0  | 15,2 | 5,2 | 0,2  | + | A05.2025.15.52.20 YR/L | R | ANUH | L | AF44 | X800 | X400<br>X600 | GX79 | X500 | X400 | 4,95 | 4,2  | 2,45 | 18,0 | 0,5 | R | A05.R   | L | A05.L   |
| 5,0  | 20,3 | 5,2 | 0,2  | + | A05.2025.20.52.20 YR/L | R | AGM9 | L | AEE5 | X800 | X400<br>X600 | GX79 | X500 | X400 | 4,95 | 4,2  | 2,45 | 23,0 | 0,5 | R | A05.R   | L | A05.L   |
| 5,0  | 25,4 | 5,2 | 0,2  | + | A05.2025.25.52.20 YR/L | R | A2BD | L | A2BJ | X800 | X400<br>X600 | GX79 | X500 | X400 | 4,95 | 4,2  | 2,45 | 28,0 | 0,5 | R | A05.R   | L | A05.L   |
| 5,0  | 30,5 | 5,2 | 0,2  | + | A05.2025.30.52.20 YR/L | R | AB78 | L | AGJJ | X800 | X400<br>X600 | GX79 | X500 | X400 | 4,95 | 4,2  | 2,45 | 33,0 | 0,5 | R | A05.R   | L | A05.L   |
| ▼ ØDmin (Min. Bohrung) // ØDmin (min. bore) = 6,2 mm |      |     |      |   |                        |   |      |   |      |      |              |      |      |      |      |      |      |      |     |   |         |   |         |
| 6,0  | 40,6 | 6,2 | 0,2  | + | A06.2030.40.62.20 YR/L | R | AW93 | L | AXAY | X800 | X400<br>X600 | GX79 | X500 | X400 | 5,95 | 5,25 | 2,95 | 43,0 | 0,5 | R | A06.R   | L | A06.L   |
| ▼ ØDmin (Min. Bohrung) // ØDmin (min. bore) = 7,2 mm |      |     |      |   |                        |   |      |   |      |      |              |      |      |      |      |      |      |      |     |   |         |   |         |
| 7,0  | 50,8 | 7,2 | 0,2  | + | A07.2035.50.72.20 YR/L | R | AW94 | L | AXAZ | X800 | X400<br>X600 | GX79 | X500 | X400 | 6,95 | 6,25 | 3,45 | 53,0 | 0,5 | R | A07.R   | L | A07.L   |

Bestellbeispiel // Order example: A04.2020.10.42.15 YR X800 (R = Rechte Ausführung // Right hand version, X800 = Schneidstoff // Grade)