


Slot milling from SIMTEK offers higher feeds and increased stability //
Fresa de ranuras de SIMTEK ofrece más alto rendimiento y una mayor estabilidad



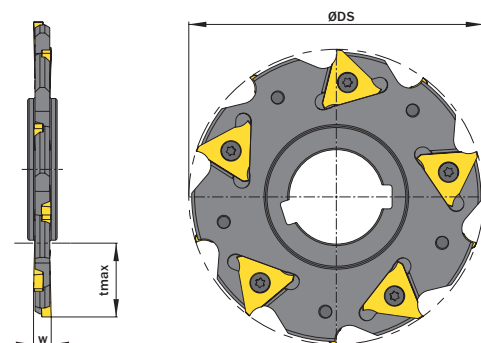
simmillMX
SIMTEK Milling Tools Type MX

The simmill M4 slot milling system consists of precision ground three-edge cutting inserts and double row disc-milling cutters or milling cutters. The precision ground inserts and the optimized mounting ensure precise radial and axial runout.

- Higher feed capabilities, thanks to an optimized stability
- Max. milling depth up to 0.551" (14,0 mm) with a cutting diameter of 2.480" (63,0 mm)
- Max. milling depth up to 2.756" (70,0 mm) with a cutting diameter of 7.874" (200,0 mm)
- Cutting edge widths between 0.236" (6,0 mm) and 0.472" (12,0 mm)

El Sistema de fresado de ranuras M4 con insertos de corte de tres filos y cortadores de disco de dos filas. Los insertos afilados de precisión con su posición de montaje optimizada garantizan un óptimo concentricidad y posicionamiento.

- Mayor capacidad de empuje, gracias a la estabilidad optimizada
- Profundidad máx. de corte hasta 0.551" (14,0 mm) con un diámetro de disco de 2.480" (63,0 mm)
- Profundidad máx. de corte hasta 2.756" (70,0 mm) con un diámetro de disco de 7.874" (200,0 mm)
- Ancho de corte de 0.236" (6,0 mm) a 0.472" (12,0 mm)



Please scan the QR-code for the catalog pages.
La ficha técnica del catálogo está disponible directamente a través del código QR.



Or visit // O visite:
<https://simtek.com/usa>

Trennfräser

Aufnahme mit Keilnut.

Slotting Cutter

Bore with keyway.

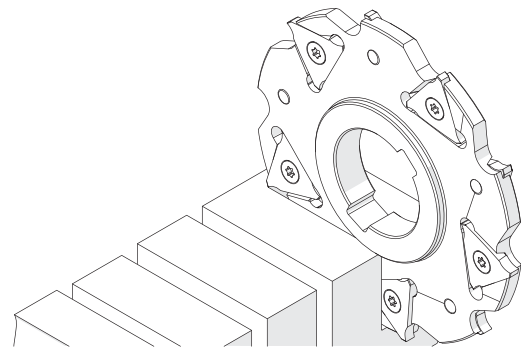
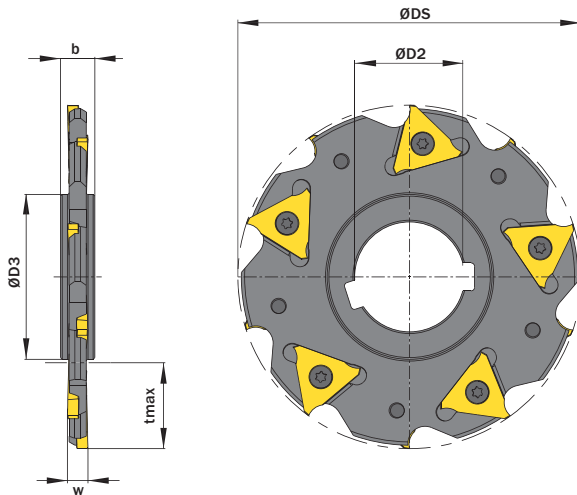
Scan
QR-CodeOder besuchen Sie // Or Visit
www.simtek.info/cp/1128

Illustration zeigt beispielhafte Anwendungsmöglichkeit mit ähnlichem Werkzeug.
Image shows exemplary application possibility with similar tool.

Abbildung zeigt / Drawing shows: MM4.82.0100.32.06

ØDS	ØD2	w ±0,04	Artikelnummer Part number	Webcode www.simtek.com/webcode	Anzahl Plattensitze Number of insert seats	b	ØD3	tmax	Schraube Screw	Schraubenschlüssel Screw driver	Connectcode www.simtek.com/code	upd
mm	mm	mm				mm	mm	mm				
▼ ØDS = 63,0 mm												
63,0	22,0	6,0	MM4.82.0063.22.06	AZP2	2xR + 2xL	10,0	34,0	14,0	M M5x0,5x5 T15F	T15F	MM4.82.3.2	upd
▼ ØDS = 80,0 mm												
80,0	27,0	6,0	MM4.82.0080.27.06	AYJ1	4xR + 4xL	10,0	41,0	19,0	M M5x0,5x5 T15F	T15F	MM4.82.3.2	upd
80,0	27,0	8,0	MM4.82.0080.27.08	AYJ2	4xR + 4xL	12,0	41,0	19,0	M M5x7,5 T20F	T20R	MM4.82.4.3	upd
80,0	27,0	10,0	MM4.82.0080.27.10	AYJ3	4xR + 4xL	12,0	41,0	19,0	M M5x9 T20F	T20R	MM4.82.5.4	upd
▼ ØDS = 100,0 mm												
100,0	32,0	6,0	MM4.82.0100.32.06	AYJ5	5xR + 5xL	10,0	47,0	26,0	M M5x0,5x5 T15F	T15F	MM4.82.3.2	upd
100,0	32,0	8,0	MM4.82.0100.32.08	AYJ6	5xR + 5xL	12,0	47,0	26,0	M M5x7,5 T20F	T20R	MM4.82.4.3	upd
100,0	32,0	10,0	MM4.82.0100.32.10	AYJ7	5xR + 5xL	12,0	47,0	26,0	M M5x9 T20F	T20R	MM4.82.5.4	upd
▼ ØDS = 125,0 mm												
125,0	40,0	6,0	MM4.82.0125.40.06	AYJ9	6xR + 6xL	10,0	55,0	34,5	M M5x0,5x5 T15F	T15F	MM4.82.3.2	upd
125,0	40,0	8,0	MM4.82.0125.40.08	AYKA	6xR + 6xL	12,0	55,0	34,5	M M5x7,5 T20F	T20R	MM4.82.4.3	upd
125,0	40,0	10,0	MM4.82.0125.40.10	AYKB	6xR + 6xL	14,0	55,0	34,5	M M5x9 T20F	T20R	MM4.82.5.4	upd
125,0	40,0	12,0	MM4.82.0125.40.12	AYKC	6xR + 6xL	14,0	55,0	34,5	M M5x10,7 T20R	T20R	MM4.82.6.5	upd
▼ ØDS = 160,0 mm												
160,0	40,0	6,0	MM4.82.0160.40.06	AYKD	8xR + 8xL	10,0	55,0	50,0	M M5x0,5x5 T15F	T15F	MM4.82.3.2	upd
160,0	40,0	8,0	MM4.82.0160.40.08	AYKE	8xR + 8xL	12,0	55,0	50,0	M M5x7,5 T20F	T20R	MM4.82.4.3	upd
160,0	40,0	10,0	MM4.82.0160.40.10	AYDV	8xR + 8xL	14,0	55,0	50,0	M M5x9 T20F	T20R	MM4.82.5.4	upd
160,0	40,0	12,0	MM4.82.0160.40.12	AYKF	8xR + 8xL	14,0	55,0	50,0	M M5x10,7 T20R	T20R	MM4.82.6.5	upd
▼ ØDS = 200,0 mm												
200,0	50,0	6,0	MM4.82.0200.50.06	AYKG	10xR + 10xL	10,0	69,0	65,0	M M5x0,5x5 T15F	T15F	MM4.82.3.2	upd

Bestellbeispiel // Order example: **MM4.82.0080.27.06**

Trennfräser

Fräserdorn-Aufnahme.

Slotting Cutter

Milling arbor fixation.

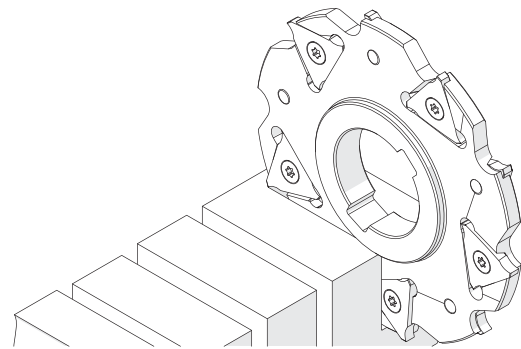
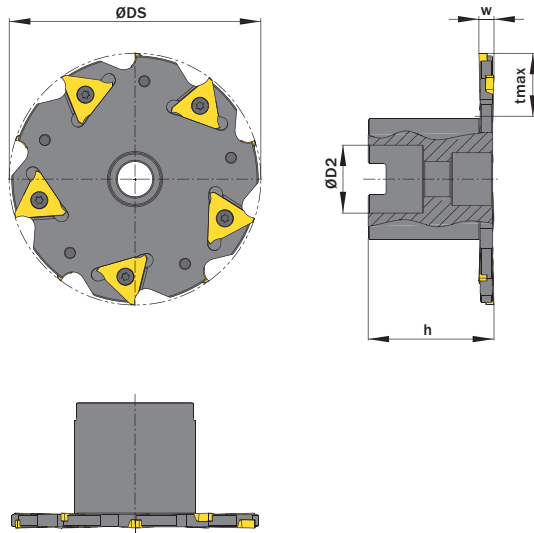


Illustration zeigt beispielhafte Anwendungsmöglichkeit mit ähnlichem Werkzeug.
Image shows exemplary application possibility with similar tool.

Abbildung zeigt / Drawing shows: MM4.83.0100.27.06 R

ØDS	ØD2	w ±0,04	Artikelnummer Part number	Webcode www.simtek.com/webcode	Anzahl Plattensitze Number of insert seats	h	tmax	Schraube Screw	Schraubenschlüssel Screw driver	Connectcode www.simtek.com/ccode
						mm	mm			
100,0	27,0	6,0	MM4.83.0100.27.06 R	AYKH	5xR + 5xL	50,0	25,0	M M5x0,5x5 T15F	T15F	MM4.82.3.2
100,0	27,0	8,0	MM4.83.0100.27.08 R	AYKJ	5xR + 5xL	50,0	25,0	M M5x7,5 T20R	T20R	MM4.82.4.3
100,0	27,0	10,0	MM4.83.0100.27.10 R	AYKK	5xR + 5xL	50,0	25,0	M M5x9 T20R	T20R	MM4.82.5.4

Bestellbeispiel // Order example: **MM4.83.0100.27.10 R** (R = Rechte Ausführung // Right hand version)

Allgemeines Nutfräsen

Nutfräsen gerader Nutformen. Geeignet für alle Materialien.

General groove milling

General groove milling. For use in all materials.

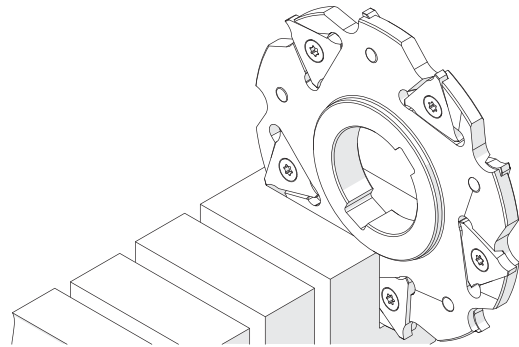
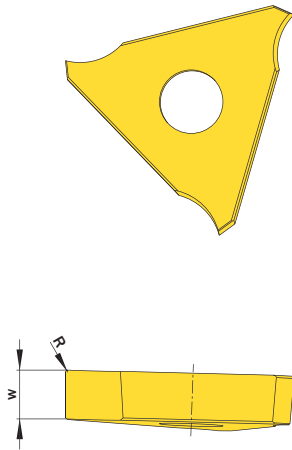


Illustration zeigt beispielhafte Anwendungsmöglichkeit mit ähnlichem Werkzeug.
Image shows exemplary application possibility with similar tool.

Abbildung zeigt / Drawing shows: MM4.08.0430.02 GR

$w^{+0,02}$ mm	R mm	Artikelnummer Part number	Webcode www.simtek.com/webcode	Unsere erste Wahl Our first choice	Anzahl Schneiden Number of cutting edges	Connectcode www.simtek.com/code
▼ w = 3,2 mm				B M K N S		
3,2	0,2	MM4.06.0320.02 GR/L	R AYKP L AYKN	X800 GT42	3	MM4.82.3.2
▼ w = 4,3 mm						
4,3	0,2	MM4.08.0430.02 GR/L	R AYKS L AYKQ	X800 GT42	3	MM4.82.4.3
▼ w = 5,4 mm						
5,4	0,2	MM4.10.0545.02 GR/L	R AYKU L AYKT	X800 GT42	3	MM4.82.5.4
▼ w = 6,5 mm						
6,5	0,2	MM4.12.0650.02 GR/L	R AYKW L AYKV	X800 GT42	3	MM4.82.6.5

Bestellbeispiel // Order example: **MM4.08.0430.02 GR X800** (R = Rechte Ausführung // Right hand version, X800 = Schneidstoff // Grade)

Allgemeines Nutfräsen

Nutfräsen gerader Nutformen. Geeignet für alle Materialien.

General groove milling

General groove milling. For use in all materials.



Oder besuchen Sie // Or Visit
www.simtek.info/cp/1212

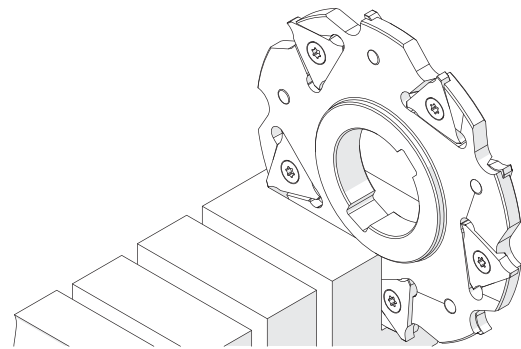
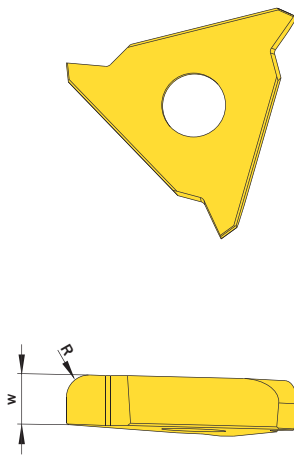


Illustration zeigt beispielhafte Anwendungsmöglichkeit mit ähnlichem Werkzeug.
Image shows exemplary application possibility with similar tool.

Abbildung zeigt / Drawing shows: MM4.08.0430.20 G R

w	R	Artikelnummer Part number	Webcode www.simtek.com/webcode	Unsere erste Wahl Our first choice	Anzahl Schneiden Number of cutting edges	Connectcode www.simtek.com/code
mm	mm			B M K N S		
▼ w = 3,26 mm						
3,26	2,0	MM4.06.0320.20 GR/L	R AZN7 L AZN6	X800 GT42	3	MM4.82.3.2
▼ w = 4,36 mm						
4,36	2,0	MM4.08.0430.20 GR/L	R AZPB L AZPA	X800 GT42	3	MM4.82.4.3
▼ w = 4,38 mm						
4,38	2,5	MM4.08.0430.25 GR/L	R AZN9 L AZN8	X800 GT42	3	MM4.82.4.3
▼ w = 5,52 mm						
5,52	2,0	MM4.10.0545.20 GR/L	R AZPD L AZPC	X800 GT42	3	MM4.82.5.4
▼ w = 5,53 mm						
5,53	2,5	MM4.10.0545.25 GR/L	R AZPG L AZPE	X800 GT42	3	MM4.82.5.4
▼ w = 5,59 mm						
5,59	4,0	MM4.10.0545.40 GR/L	R AZPH L AZPJ	X800 GT42	3	MM4.82.5.4
▼ w = 6,59 mm						
6,59	2,5	MM4.12.0650.25 GR/L	R AZPM L AZPK	X800 GT42	3	MM4.82.6.5
▼ w = 6,65 mm						
6,65	4,0	MM4.12.0650.40 GR/L	R AZPP L AZPN	X800 GT42	3	MM4.82.6.5

Bestellbeispiel // Order example: **MM4.10.0545.20 GR X800** (R = Rechte Ausführung // Right hand version, X800 = Schneidstoff // Grade)